One Upload Session

PDAM
- No metadata requirement
- Removed Metadata icons in cards
- Removed Metadata filter
- Removed Metadata grouping
- Duplicate filename: Version (vs overwrite)

0 Upload button

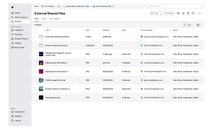

1a Upload Assets Drawer empty



1b Upload by dragging into browse



2 add more items

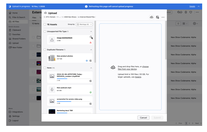

2a New Files, group by warnings - version

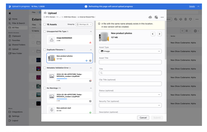

2b New Files, group by warnings - overwrite

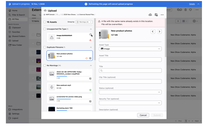

2c Alternate Tenant view: PDAM default

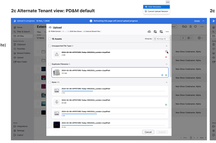

2c Alternate Tenant view: PDAM metadata active

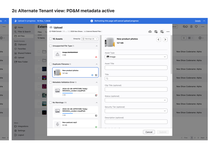

3 New Files remove asset and cancel upload



4 Select assets missing required metadata



5 select bulk add metadata



6 Choose common metadata for bulk apply



7 Bulk metadata applied. User selects Submit.



8 Assets are uploading in the background. User can select details to view assets in queue.

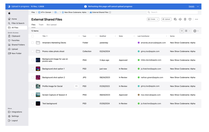

9 Details of upload queue. User can view but not edit.

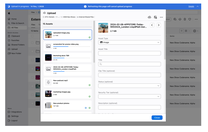

10 Upload complete.

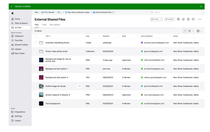

Multiple Upload Sessions

